

Genie® Z®-60 DC & Z-60 FE

Specifications

Models	Z-60 DC & Z-60 FE	
Measurements	US	Metric
Working height max. ⁽¹⁾	65 ft 7 in	20.16 m
Platform height max.	59 ft 7 in	18.16 m
Horizontal reach max.	36 ft 7 in	11.15 m
Below ground reach	8 ft 1 in	2.46 m
Up and over clearance max.	24 ft 3 in	7.39 m
A Platform length (8 ft/6 ft)	3 ft/2 ft 6 in	0.91 m/0.76 m
B Platform width (8 ft/6 ft)	8 ft/6 ft	2.44 m/1.83 m
C Height - stowed	8 ft 4 in	2.54 m
D Length - stowed	26 ft 9 in	8.15 m
E Width	8 ft 2 in	2.49 m
F Wheelbase	8 ft 2 in	2.49 m
G Ground clearance - center	1 ft 1 in	0.33 m

Productivity

Lift capacity max. - unrestricted	500 lb	227 kg
Platform rotation	160°	
Jib length	5 ft	1.52 m
Vertical jib rotation	135°	
Turntable rotation	355°	
Drive speed - stowed ⁽²⁾	4.0 mph	6.44 km/h
Drive speed - raised	0.68 mph	1.1 km/h
Gradeability - stowed ⁽²⁾	45%	
Tilt sensor activation (front to back/side to side)	2.5° / 4.5°	
Turning radius - inside/outside	8 ft 3 in/18 ft 8 in	2.51 m/5.69 m
Tires	355/55 D625	

Power

Drive system	34V 3-Phase AC	
Battery Pack, DC	48V DC (8×6V), 390Ah, FLA	
Battery Pack, FE	48V DC (8×6V), 415Ah, AGM 48V DC (8×6V), 415Ah, AGM	
AC generator, FE	Diesel	
Auxiliary power unit	12V DC	
Hydraulic tank capacity	18 gal	68.14 L
Fuel tank capacity	17 gal	64 L

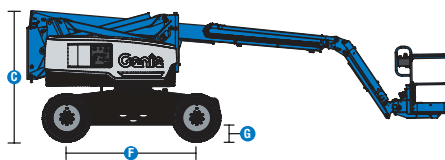
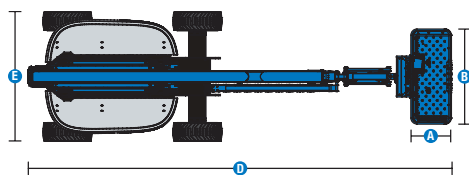
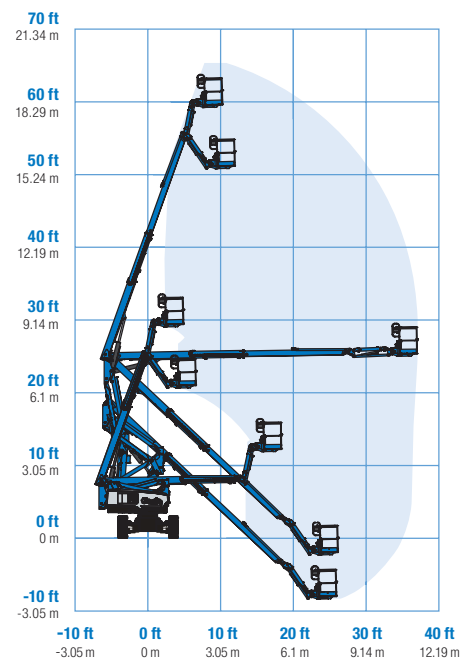
Weight⁽³⁾ and Floor Loading⁽⁴⁾

Weight, DC	16,600 lb	7,530 kg
Weight, FE	17,100 lb	7,756 kg
Tire contact pressure	70 psi	483 kPa
Occupied floor pressure (tires)	180 psf	8.62 kPa

Sound and Vibration Levels

Sound Pressure level (ground workstation)	< 70 dBA (DC)/87 dBA (FE)	
Sound Pressure level (platform workstation)	< 70 dBA (DC)/76 dBA (FE)	
Vibrations	1.81 ft/s ²	0.55 m/s ²

Range of motion Z-60 DC & FE



(1) The metric equivalent of working height adds 2 m to platform height. The imperial equivalent adds 6 ft to platform height.

(2) Gradeability applies to driving on slopes and may vary depending on options and machine configurations. See operator's manual for details regarding slope ratings.

(3) Weight refers to standard configuration and may vary depending on options and/or country standards.

(4) Floor loading information is approximate and may vary depending on options and machine configurations. It should be used only with adequate safety factors.

Genie® Z®-60 DC & Z-60 FE

SKU: Standard Model

- Z-60 DC, DC Power, 4WD*
- **Z60FE001AE0002:** Z-60 FE Hybrid, 4WD

* Build to Order

Option availability		S	S+	BtO
Power	24.8 hp, 18.5kW, Kubota D1105, Diesel, T4i/T4f, Stage IIIA/IV, CN III (FE model only)	✓	✓	✓
	FLA flooded lead acid batteries (DC model only)		✓	
	AGM Maintenance-free batteries (Optional on DC)	✓	✓	✓
	Cold weather package			○
	Power inverter, 2kW, 120V/60Hz		○	○
	Low voltage interrupt (LVI) with battery charge indicator (BCI)	✓	✓	✓
Platform	6ft/1.83m dual-entry platform with side swing gate	✓	✓	✓
	8ft/2.44m dual-entry platform with side swing gate	✓	✓	✓
	Dual axis joystick steering	✓	✓	✓
	Thumb rocker steering			○
	Air line to platform			○
	Control box covers		○	○
	Lift Guard Full Mesh panels			○
	Lift Guard Half Mesh panels			○
	Light Package: drive and work lights		○	○
	Platform auxiliary top rail			○
	5ft/1.52m Jib	✓	✓	✓
	AC Power cord to platform	✓	✓	✓
	Alarm package: flashing beacons, descent, travel and tilt alarms	✓	✓	✓
	Drive enable system	✓	✓	✓
	Horn	✓	✓	✓
	LCD display	✓	✓	✓
	Lift Guard Contact Alarm	✓	✓	✓
	Lift Tools Work Tray	✓	✓	✓
	Platform load sense system	✓	✓	✓
	Proportional controls	✓	✓	✓
	Self-leveling platform	✓	✓	✓
Chassis	Lift Connect Telematics		○	○
	Telematics-ready	✓	✓	✓
	Lift Connect with Access Manager upgrade		○	○
	Biodegradable hydraulic oil			○
	Cold weather hydraulic oil			○
	Fire resistant hydraulic oil			○
	Rough terrain, foam-filled, non-marking tires	✓	✓	✓
	Rough terrain, foam-filled tires		○	○
	Hostile environment kit			○
	Tow package			○
	Active oscillating axle	✓	✓	✓
	Chassis tilt drive function cut-out	✓	✓	✓
	Chassis tilt lift function cut-out	✓	✓	✓
	Dual parallelogram lift linkage	✓	✓	✓
	Electric brake release	✓	✓	✓
	Hour meter	✓	✓	✓
	On-board diagnostic system	✓	✓	✓
	Sealed AC electric drive motors	✓	✓	✓

- S Standard
- S+ Standard +
- BtO Build to Order
- ✓ Standard Features
- Options



Indoor & Outdoor
Boom



Rugged Terrainability



Low Noise,
Low Emissions



Genie Genuine Accessories⁽¹⁾

- Lift Tools Productivity Tools
- Lift Connect Telematics
- Tech Pro Link Handheld Device

(1) More accessories available from Genie Genuine Parts.

Product specifications are subject to change without notice or obligation. Photographs and/or drawings herein are for illustrative purposes only. Refer to the appropriate Operator's Manual for instructions on proper equipment use. Failure to follow instructions in the Operator's Manual may result in serious injury or death. The only warranty applicable to our equipment is the standard written warranty applicable to the particular product and sale and we make no other warranty, express or implied. Products and services listed may be trademarks, service marks or trade names of Terex Corporation and/or their subsidiaries in the USA and many other countries. Terex, Genie, Quality By Design, Xtra Capacity, Lift Power, Lift Guard, Lift Tools, Lift Connect and Tech Pro Link are registered trademarks of Terex Corporation or its subsidiaries.

01/24

