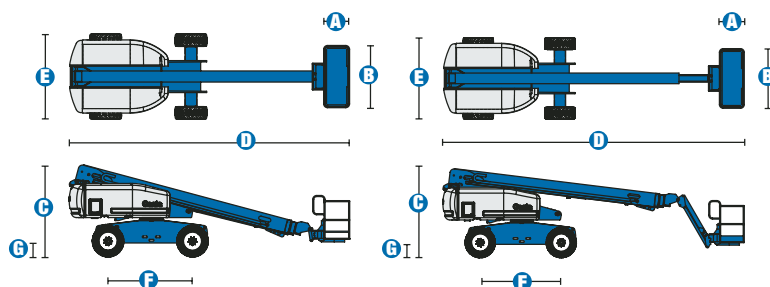


Specifications



MODELS	S™-60		S™-65	
MEASUREMENTS	Metric	US	Metric	US
Working height max*	20.30 m	66 ft	21.80 m	71 ft
Platform height max	18.30 m	60 ft	19.80 m	65 ft
Horizontal reach max	15.48 m	50 ft 10 in	17.10 m	56 ft 2 in
Below ground reach	1.70 m	5 ft 7 in	2.71 m	8 ft 11 in
A Platform length - 6 ft model	76 cm	2 ft 6 in	76 cm	2 ft 6 in
Platform length - 8 ft model	91 cm	3 ft	91 cm	3 ft
B Platform width - 6 ft model	1.83 m	6 ft	1.83 m	6 ft
Platform width - 8 ft model	2.44 m	8 ft	2.44 m	8 ft
C Height - stowed	2.72 m	8 ft 11 in	2.72 m	8 ft 11 in
D Length - stowed	8.5 m	27 ft 11 in	9.5 m	31 ft 2 in
Length - transport (jib tucked under)	—	—	7.60 m	25 ft
E Width (with standard tyres)	2.49 m	8 ft 2 in	2.49 m	8 ft 2 in
F Wheelbase	2.5 m	8 ft 2.5 in	2.5 m	8 ft 2.5 in
G Ground clearance - centre	37 cm	1 ft 2.5 in	37 cm	1 ft 2.5 in

PRODUCTIVITY				
Lift capacity	227 kg	500 lbs	227 kg	500 lbs
Platform rotation	160°		160°	
Turntable rotation	360° continuous		360° continuous	
Turntable tailswing	1.22 m	4 ft	1.22 m	4 ft
Drive speed - 2WD stowed	6.4 km/h	4.0 mph	6.4 km/h	4.0 mph
Drive speed - 4WD stowed	4.8 km/h	3.0 mph	4.8 km/h	3.0 mph
Drive speed - raised or extended	1.1 km/h	0.68 mph	1.1 km/h	0.68 mph
Gradeability** stowed - 2WD	30%		30%	
Gradeability** stowed - 4WD	45%		45%	
Turning radius - inside	2.40 m	7 ft 9 in	2.40 m	7 ft 9 in
Turning radius - outside	5.50 m	18 ft 2 in	5.72 m	18 ft 9 in
Controls	12 V DC proportional		12 V DC proportional	
Tyres - RT Lug	355/55D 625		355/55D 625	

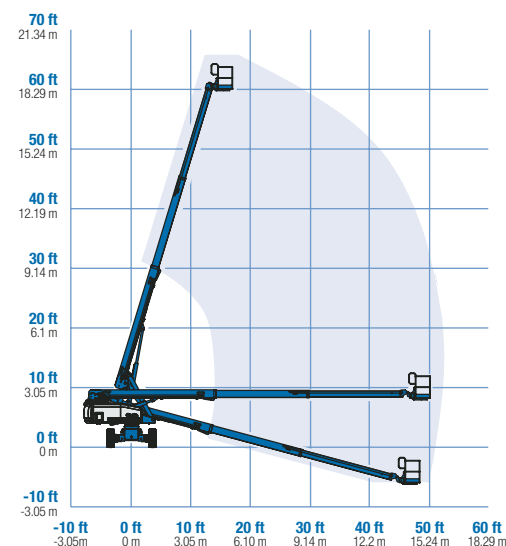
POWER				
Power source	Deutz F3L-2011 3 cylinder diesel 48 hp (35.8 kW) Perkins 404C-22 4 cylinder diesel 51 hp (38 kW)			
Auxiliary power unit	12 V DC		12 V DC	
Hydraulic tank capacity	170 L	45 gal	170 L	45 gal
Fuel tank capacity	151 L	40 gal	151 L	40 gal

WEIGHT***				
2WD	9,621 kg	21,210 lbs	10,932 kg	24,100 lbs
4WD	9,698 kg	21,380 lbs	11,009 kg	24,270 lbs

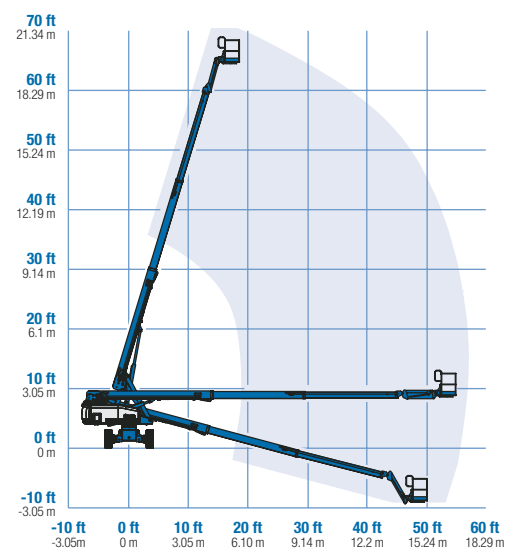
STANDARDS COMPLIANCE

CE EN280

RANGE OF MOTION S™-60



RANGE OF MOTION S™-65



* The metric equivalent of working height adds 2 m to platform height. U.S. adds 6 ft to platform height.

** Gradeability applies to driving on slopes, see operator's manual for details regarding slope ratings.

*** Weight will vary depending on options and/or country standards.

Features

EASILY CONFIGURED TO MEET YOUR NEEDS

PLATFORM OPTIONS

- Steel 1.83 m (6 ft) (standard)
- Steel 2.44 m (8 ft)
- 1.83 m or 2.44 m (6 ft or 8 ft) tri-entry

JIB OPTIONS

- Non-jib
- 1.52 m (5 ft) jib option

ENGINE OPTIONS

- Deutz diesel 48 hp (35.8 kW)
- Perkins diesel 51 hp (38 kW)

DRIVE OPTIONS

- 2WD
- 4WD

AXLE OPTIONS

- Oscillating
- Non-oscillating

TYRE OPTIONS

- Rough terrain, air-filled (standard)
- Rough terrain, foam-filled
- Rough terrain, non-marking (air or foam-filled)
- High flotation turf (air-filled)

STANDARD FEATURES

MEASUREMENTS

S™-60

- 20.30 m (66 ft) working height
- 15.48 m (50 ft 10 in) horizontal reach
- Up to 227 kg (500 lb) lift capacity

S™-65

- 21.80 m (71 ft) working height
- 17.10 m (56 ft 2 in) horizontal reach
- Up to 227 kg (500 lb) lift capacity

PRODUCTIVITY

- Self-leveling platform
- Hydraulic platform rotation
- Fully proportional Hall effect joystick controls
- Drive enable
- AC power to platform
- Tilt alarm
- Hour meter
- Horn
- 360° continuous turntable rotation
- Positive traction drive
- Two speed wheel motors
- Fully certified load sensor

STANDARD FEATURES cont

POWER

- All engines are emissions compliant
- 12 V DC auxiliary power
- Anti-restart engine protection
- Auto engine fault shutdown
- Swing-out engine tray
- Deutz intake air heater



OPTIONS & ACCESSORIES

PRODUCTIVITY

- 340 kg (750 lb) lift capacity, S-60 1.83m (6ft) platform only
- Platform swing gate
- Half mesh platform inserts with swing gate
- Platform top auxiliary rail
- Air line to platform
- Hydraulic oil cooler
- Arctic hydraulic oil
- Arctic hose option (boom hoses only)
- Basic hostile environment kit
- Deluxe hostile environment kit
- Deluxe aircraft protection package
- Thumb rocker steer
- Tool tray
- Fluorescent tube caddy
- Pipe cradle (pair)
- Alarm package
- Panel cradle package*
- Platform work lights
- Front driving lights
- Lockable platform control box covers
- Second battery
- Tow package
- Loegering steel track, factory installed

* Available on select models

POWER

- Engine gauge package
- AC Generator Packages (3000 or 3500 watt)
- Cold start packages
- Diesel scrubber/spark arrestor
- Diesel spark arrestor muffler

European Offices

UK

The Maltings
Wharf Road
Grantham NG31 6BH
UK
Tel: +44 (0)1476 584333
Fax: +44 (0)1476 584334

France

10, ZA de la Croix St. Mathieu
28320 Gallardon
France
Tel: +33 (0)2 37 26 09 99
Fax: +33 (0)2 37 26 09 98

Germany

Finienweg 3
28832 Achim/Bremen
Germany
Tel: +49 (0)4202 8852-0
Fax: +49 (0)4202 8852-20

Spain

Gaià 31, Pol. Ind. Plà d'en Coll
08110 Montcada i Reixac
Barcelona
Spain
Tel: +34 93 572 50 90
Fax: +34 93 572 50 91

Scandinavia

Tagenevägen 72
425 37 Hisings Kärra
Sweden
Tel: +46 31 57 51 00
Fax: +46 31 57 90 20

Genie United States

18340 NE 76th Street
P.O. Box 97030
Redmond, Washington 98073-9730
USA
Tel: +1 425 881-1800
Fax: +1 425 883-3475

WEB: www.genieindustries.com
Email: infoeurope@genieind.com

Distributed By: